

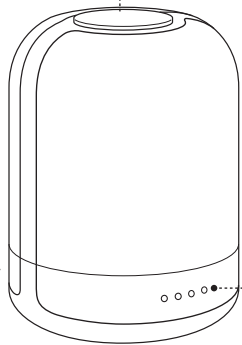
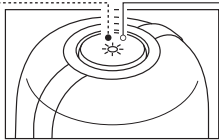
AlpenGlow 500 Instructions & Usage

How-To Videos, Tips & FAQs:

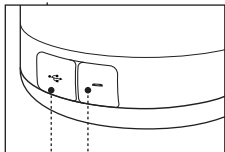
[BioLite.Help/AlpenGlow](https://www.biolite.com/help/alpenglow)

LNB0100.102020.RevD

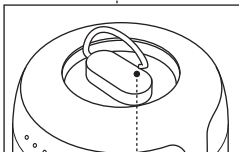
A
TOP BUTTON
 On/Off &
 Cycle Modes



B
Battery Indicator LEDs



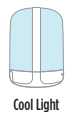
D Micro-USB Charge In



C USB Charge Out

E
Hanging Hook

1X
 BUTTON PRESS



Cool Light



1/2 Cool Light

HOLD



2X
 BUTTON PRESS



Warm Light



Candle Flicker

HOLD



3X
 BUTTON PRESS



Single Color



Single Color Cycling

HOLD



4X
 BUTTON PRESS



Multicolor



Multicolor Party



Fireworks

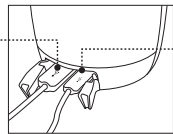
HOLD



8 Seconds



OR



OR

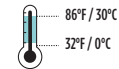


SHAKE




Cool Or Warm ONLY
 1 HOUR

Storage Temperature
 (Recharge every 3-6 mo)



Operating Temperature



Charging Temperature



